

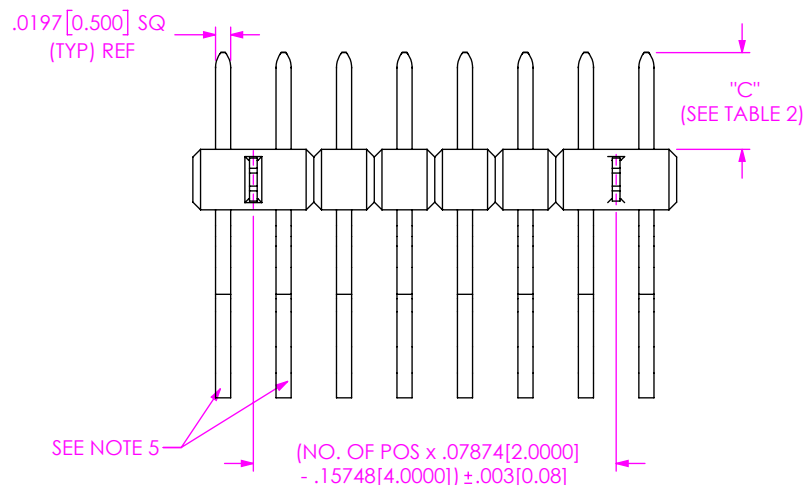
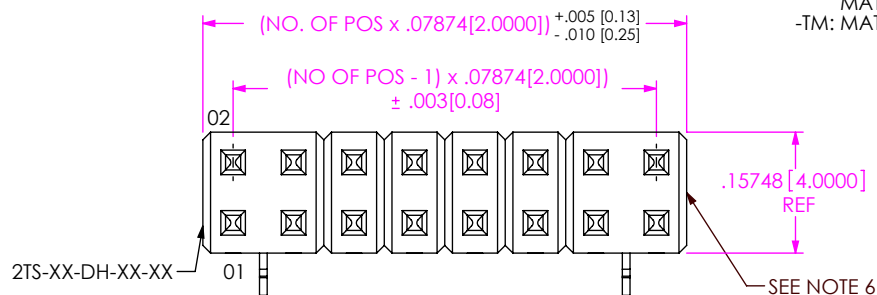
DO NOT
SCALE FROM
THIS PRINT

NOTES:

1. REPRESENTS A CRITICAL DIMENSION.
2. MINIMUM PUSHOUT FORCE: 2 LB.
3. FOR NON -LC & -A, USE 2TS-XX-D.
4. COPLANARITY TO INCLUDE INSULATOR.
5. MAXIMUM BURR ALLOWANCE: .002[0.05].
6. MAXIMUM CUT FLASH: .015[0.38]. (NO FLASH TO BE ON BOTTOM OF BODY).
7. -MT OPTION: PIN B TO BE FLUSH TO +/- .003" A LINE MADE BY THE BODY
-DH OPTION: PIN A TO BE FLUSH TO .003" ABOVE A LINE MADE BY THE BODY
PIN B TO BE FLUSH TO .001" BELOW/.003" ABOVE A LINE MADE BY THE BODY
-SH OPTION: PIN A TO BE FLUSH TO +/- .003" A LINE MADE BY THE BODY.
8. ORIENTATE PINS TO REDUCE THE NUMBER OF BANDOLIER MARKS IN THE POST AREA. (SEE TABLE 4)
9. DUE TO THE HIGH AMOUNT OF INSERTION FORCE NEEDED, THE -LC OPTION IS NOT COMPATIBLE WITH AUTO PLACEMENT. SAMTEC RECOMMENDS MANUAL PLACEMENT FOR ALL ASSEMBLIES WITH THE -LC OPTION.
10. NOTE DELETED.

TABLE 2

LEAD STYLE	PIN A	PIN B	"C"	"D" REF
-01-SH	T-1S13-20-X-2	N/A	.126 [3.20]	.118 [3.00]
-01-DH	T-1S13-09-X-2	T-1S13-09-X-2	.126 [3.20]	.389 [9.88]
-01-MT	T-1S13-09-X-2	T-1S13-09-X-2	.126 [3.20]	N/A
-02-MT	T-1S13-09-X-2	T-1S13-09-X-2	.175 [4.45]	.331 [8.41]
-02-SH	T-1S13-02-X-2	N/A	.175 [4.45]	.123 [3.12]
-02-DH	T-1S13-09-X-2	T-1S13-09-X-2	.175 [4.45]	.331 [8.41]

FIG 1
MMT-108-01-X-DH-LC SHOWN

MMT-1XX-XX-XX-XX-XXX-X-XX

No OF POSITIONS
-02 THRU -50 (PER ROW)LEAD STYLE
-01: .126 [3.20] POST
-02: .175 [4.45] POST
(SEE TABLE 2)

PLATING SPECIFICATION

- H: 30μ" HEAVY GOLD IN CONTACT AREA, 3μ" ON TAIL
- S: 30μ" SELECTIVE GOLD IN CONTACT AREA, MATTE TIN ON TAIL
- L: 10μ" LIGHT SELECTIVE GOLD IN CONTACT AREA, MATTE TIN ON TAIL
- F: 3μ" FLASH SELECTIVE GOLD IN CONTACT AREA, MATTE TIN ON TAIL
- T: MATTE TIN CONTACT AND TAIL
- SM: 30μ" SELECTIVE GOLD IN CONTACT AREA, MATTE TIN ON TAIL
- LM: 10μ" LIGHT SELECTIVE GOLD IN CONTACT AREA, MATTE TIN ON TAIL
- FM: 3μ" FLASH SELECTIVE GOLD IN CONTACT AREA, MATTE TIN ON TAIL
- TM: MATTE TIN CONTACT AND TAIL

OPTION

-TR: TAPE AND REEL
(37 POSITION MAX)
(SEE SHT 5)

PAD OPTION

- P: PICK & PLACE PAD
(USE PPP-13)
(2 POSITION MINIMUM)
- K: POLYIMIDE FILM PAD
(SEE FIG 14, SHT 6)
(3 POS MIN)
(USE K-DOT-.177-.281-.005)

OPTION

-XXX: POLARIZED POSITION
-XXX SPECIFIES POSITION OMITTED
(SEE POLARIZATION VIEW)

OPTION (SEE NOTE 3)

- LC: LOCKING CLIP (SEE NOTE 9)
(FOR -DH USE 2TS-XX-DH-LC-XX)
(FOR -SH USE 2TS-XX-SH)
(NOT AVAILABLE WITH -A)
- A: ALIGNMENT PIN
(FOR -DH USE 2TS-XX-DH-A-XX)
(FOR -SH USE 2TS-XX-SH-A-XX)
(NOT AVAILABLE WITH -LC)

ROW OPTION

- SH: SINGLE (2TS-XX-SH-X-XX)
- DH: DOUBLE (2TS-XX-DH-XX-XX)
- MT: MIXED TECHNOLOGY (2TS-XX-DH-XX-XX)
(NOT AVAILABLE WITH -LC, OR -A OPTIONS)

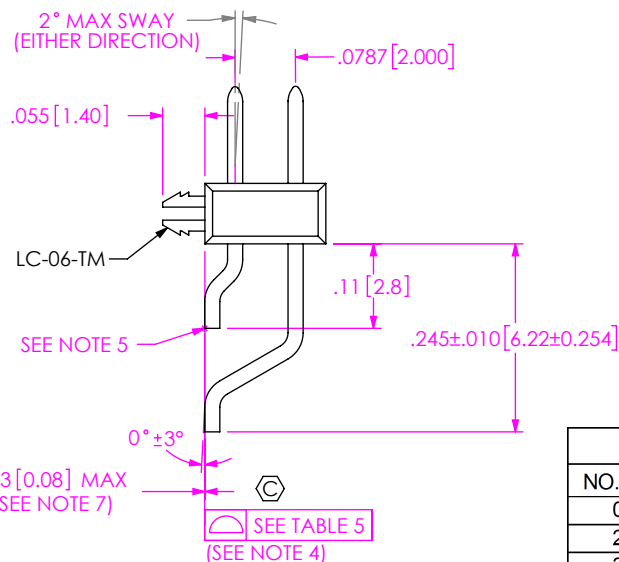


TABLE 5

NO. OF POS	COPLANARITY
02 - 25	.004[0.10]
26 - 36	.006[0.15]
37 - 50	.008[0.20]

UNLESS OTHERWISE SPECIFIED,
DIMENSIONS ARE IN INCHES.

TOLERANCES ARE:

DECIMALS

.XX: ±.01 [.3]

.XXX: ±.005 [.13]

.XXXX: ±.0020 [.051]

ANGLES

5°

* PROPRIETARY NOTE *

THIS DOCUMENT CONTAINS CONFIDENTIAL AND PROPRIETARY INFORMATION AND ALL DESIGN, MANUFACTURING, REPRODUCTION, USE, PATENT RIGHTS AND SALES RIGHTS ARE EXPRESSLY RESERVED BY SAMTEC, INC. THIS DOCUMENT SHALL NOT BE DISCLOSED, IN WHOLE OR PART, TO ANY UNAUTHORIZED PERSON OR ENTITY NOR REPRODUCED, TRANSFERRED OR INCORPORATED IN ANY OTHER PROJECT IN ANY MANNER WITHOUT THE EXPRESS WRITTEN CONSENT OF SAMTEC, INC.

MATERIAL: DO NOT SCALE DRAWING

INSULATOR: LCP VECTRA;
UL 94 V0;
COLOR: BLACK
TERMINAL: PHOS BRONZE

SHEET SCALE: 4:1

DESCRIPTION:

2mm HORIZONTAL TERMINAL SURFACE MOUNT STRIP ASSEM

DWG. NO.

MMT-1XX-XX-XX-XX-XXX-X-XX

BY: DEAN P

12/12/2000

SHEET 1 OF 6

520 PARK EAST BLVD, NEW ALBANY, IN 47150
PHONE: 812-944-6733 FAX: 812-948-5047
e-Mail: info@SMAITEC.com code 55322

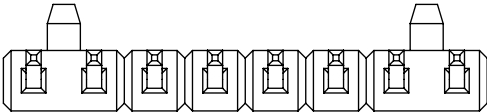
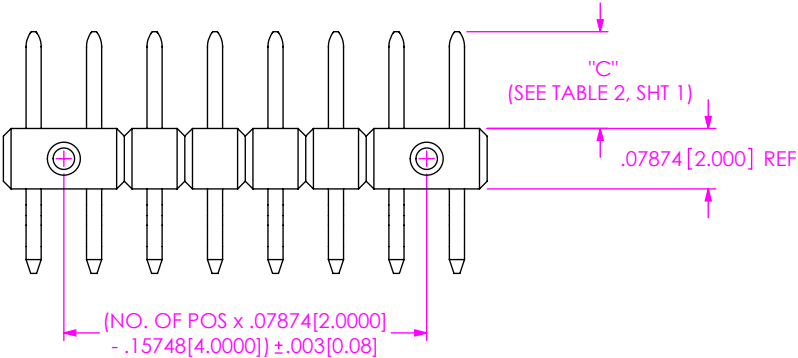
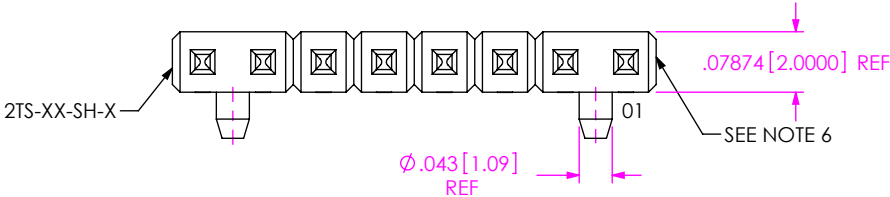
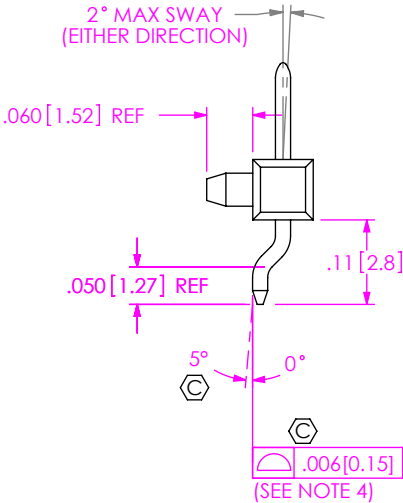


FIG 2
MMT-108-01-X-SH-A SHOWN
(DIFFERENT AS SHOWN, OTHERWISE SAME AS FIG 1)



F:\DWG\MISC\MKTG\MMT-1XX-XX-XX-XX-XXX-X-XX-MKT.SLDDRW

PROPRIETARY NOTE
THIS DOCUMENT CONTAINS CONFIDENTIAL AND PROPRIETARY INFORMATION AND ALL DESIGN, MANUFACTURING, REPRODUCTION, USE, PATENT RIGHTS AND SALES RIGHTS ARE EXPRESSLY RESERVED BY SAMTEC, INC. THIS DOCUMENT SHALL NOT BE DISCLOSED, IN WHOLE OR PART, TO ANY UNAUTHORIZED PERSON OR ENTITY NOR REPRODUCED, TRANSFERRED OR INCORPORATED IN ANY OTHER PROJECT IN ANY MANNER WITHOUT THE EXPRESS WRITTEN CONSENT OF SAMTEC, INC.

DO NOT SCALE DRAWING

SHEET SCALE: 4:1



520 PARK EAST BLVD, NEW ALBANY, IN 47150
PHONE: 812-944-6733 FAX: 812-948-5047
e-Mail: info@SAMTEC.com code: 55322

DESCRIPTION:
2mm HORIZONTAL TERMINAL SURFACE MOUNT STRIP ASSEM

DWG. NO.
MMT-1XX-XX-XX-XX-XXX-X-XX

BY: DEAN P 12/12/2000 SHEET 2 OF 6

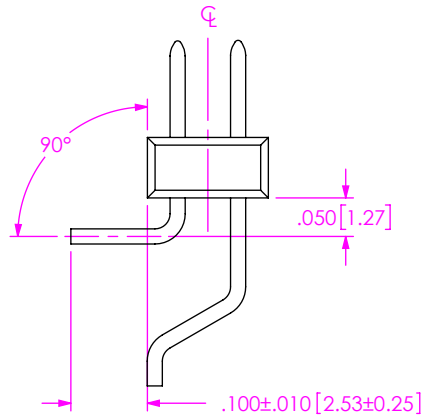


FIG 3
-MT: MIXED TECHNOLOGY
(DIFFERENT AS SHOWN, OTHERWISE SAME AS FIG 1)

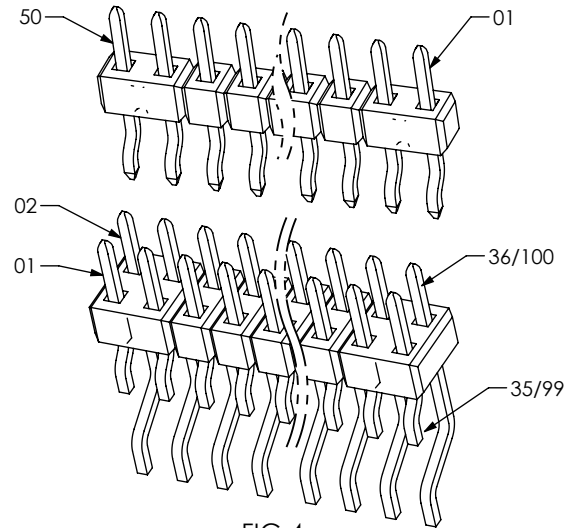


FIG 4
POLARIZATION VIEW

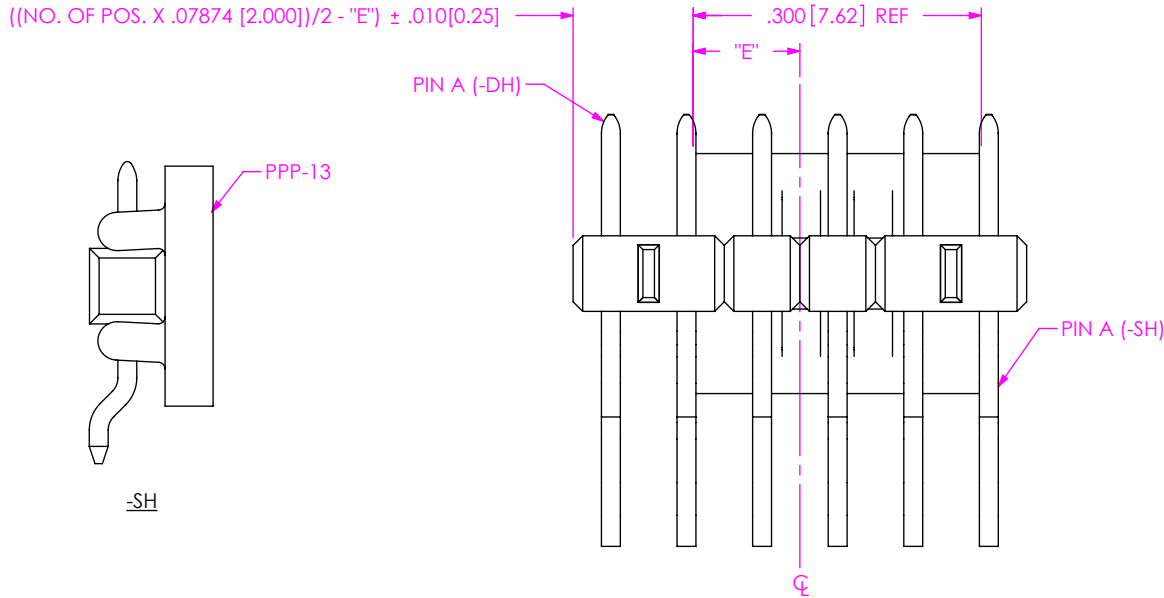
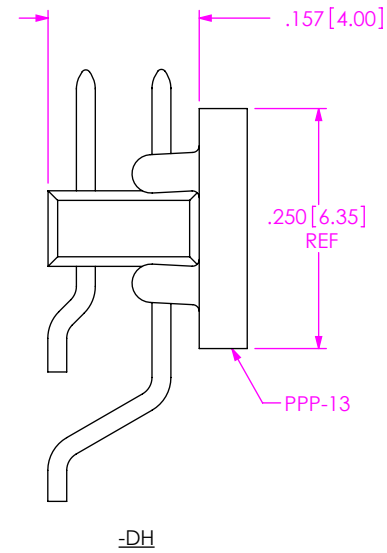


TABLE 1	
POS.	"E"
ODD	.150 [572]
EVEN	.111 [282]

FIG 5
-P: PICK & PLACE PAD OPTION



PROPRIETARY NOTE

THIS DOCUMENT CONTAINS CONFIDENTIAL AND PROPRIETARY INFORMATION AND ALL DESIGN, MANUFACTURING, REPRODUCTION, USE, PATENT RIGHTS AND SALES RIGHTS ARE EXPRESSLY RESERVED BY SAMTEC, INC. THIS DOCUMENT SHALL NOT BE DISCLOSED, IN WHOLE OR PART, TO ANY UNAUTHORIZED PERSON OR ENTITY NOR REPRODUCED, TRANSFERRED OR INCORPORATED IN ANY OTHER PROJECT IN ANY MANNER WITHOUT THE EXPRESS WRITTEN CONSENT OF SAMTEC, INC.

DO NOT SCALE DRAWING

SHEET SCALE: 2:1

520 PARK EAST BLVD, NEW ALBANY, IN 47150
PHONE: 812-944-6733 FAX: 812-948-5047
e-Mail: info@SMATEC.com code 55322

DESCRIPTION:
2mm HORIZONTAL TERMINAL SURFACE MOUNT STRIP ASSEM

DWG. NO.
MMT-1XX-XX-XX-XX-XXX-X-XX

BY: DEAN P 12/12/2000 SHEET 3 OF 6

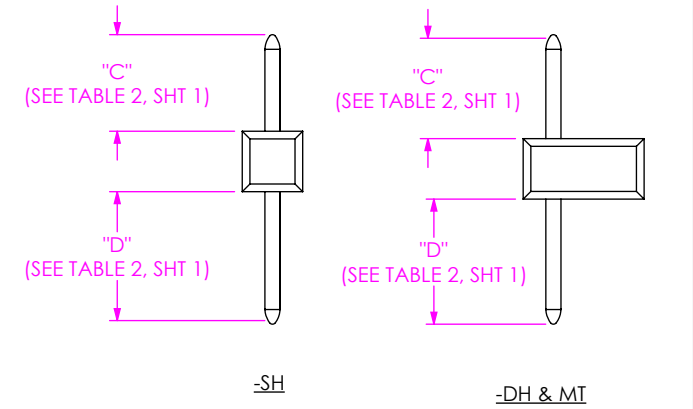


FIG 6
IN-PROCESS 1

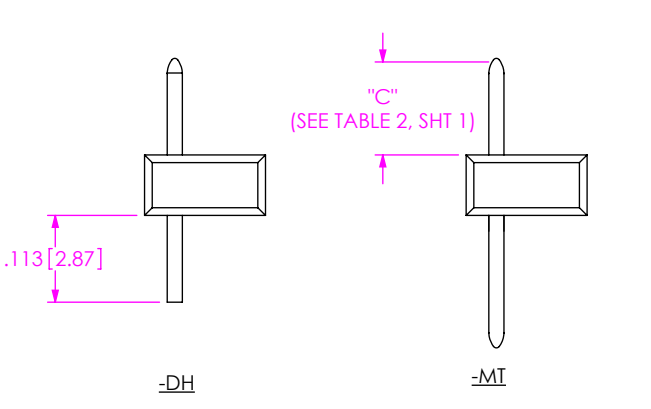


FIG 7
IN-PROCESS 2

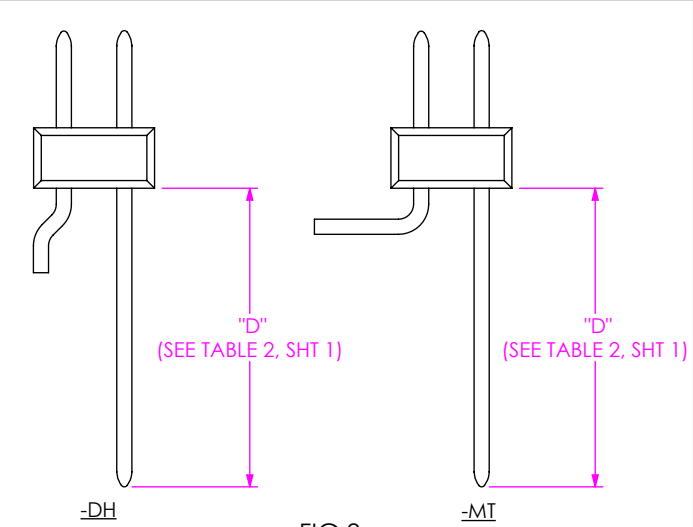


FIG 9
IN-PROCESS 4

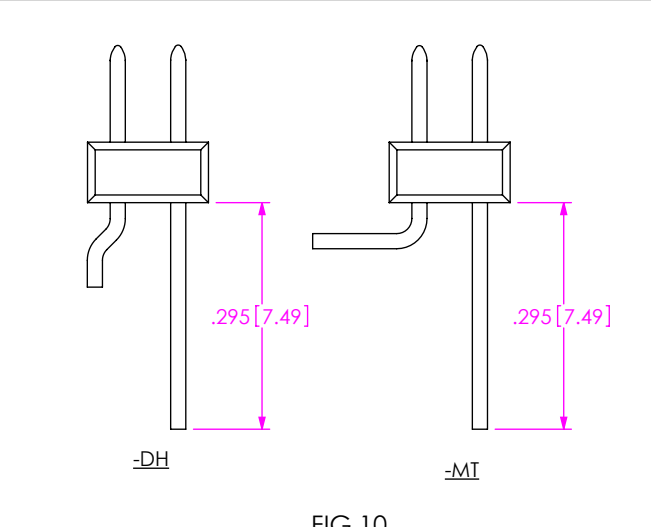


FIG 10
IN-PROCESS 5

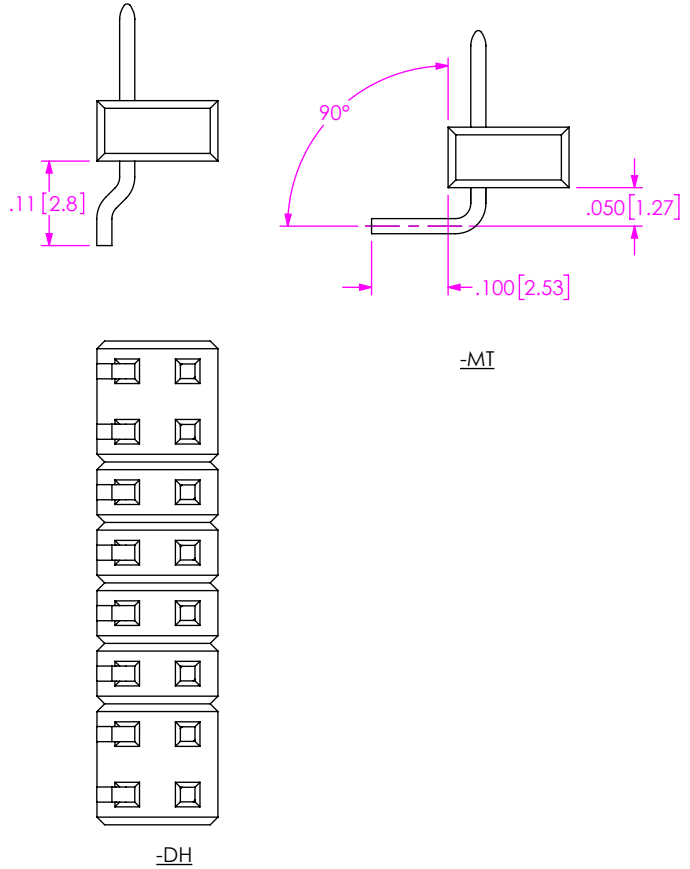


FIG 8
IN-PROCESS 3

PROPRIETARY NOTE
THIS DOCUMENT CONTAINS CONFIDENTIAL AND PROPRIETARY INFORMATION AND ALL DESIGN, MANUFACTURING, REPRODUCTION, USE, PATENT RIGHTS AND SALES RIGHTS ARE EXPRESSLY RESERVED BY SAMTEC, INC. THIS DOCUMENT SHALL NOT BE DISCLOSED, IN WHOLE OR PART, TO ANY UNAUTHORIZED PERSON OR ENTITY NOR REPRODUCED, TRANSFERRED OR INCORPORATED IN ANY OTHER PROJECT IN ANY MANNER WITHOUT THE EXPRESS WRITTEN CONSENT OF SAMTEC, INC.

DO NOT SCALE DRAWING

SHEET SCALE: 2:1

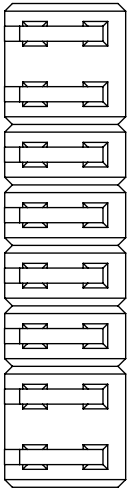
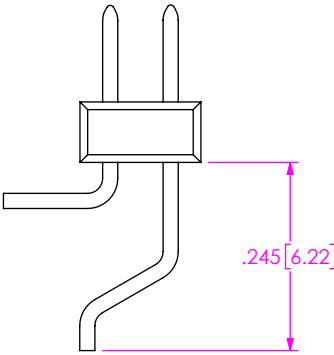
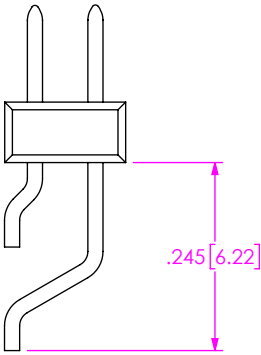


520 PARK EAST BLVD, NEW ALBANY, IN 47150
PHONE: 812-944-6733 FAX: 812-948-5047
e-Mail info@SMATEC.com code 55322

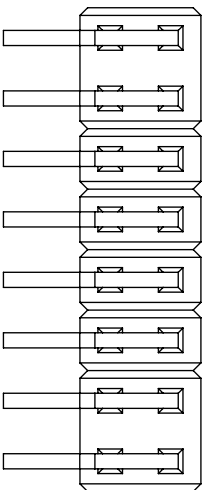
DESCRIPTION:
2mm HORIZONTAL TERMINAL SURFACE MOUNT STRIP ASSEM

DWG. NO.
MMT-1XX-XX-XX-XX-XXX-X-XX

BY: DEAN P 12/12/2000 SHEET 4 OF 6

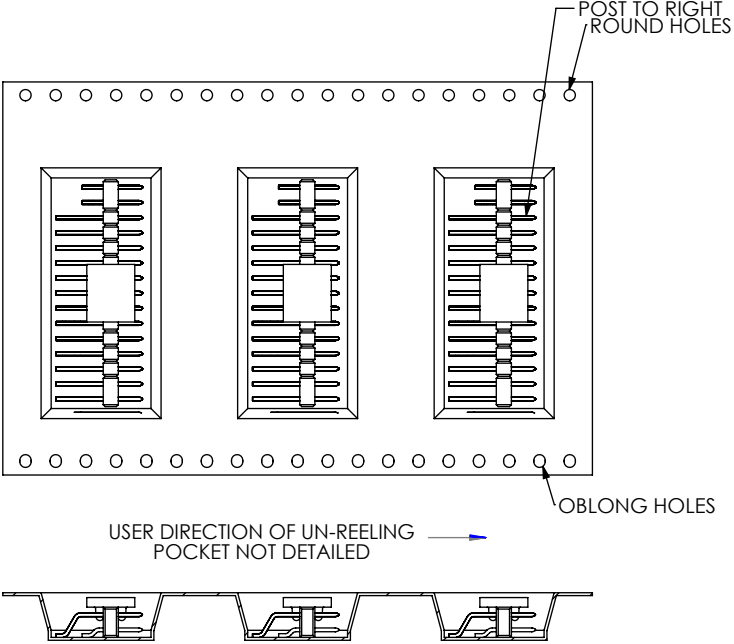


-DH



-MT

FIG 11
IN-PROCESS 6



NOTE: PARTS MUST BE ORIENTED PER THE DESIGN OF THE POCKET TOOL.
POCKETS DESIGNED AFTER REVISION BW MUST ORIENT PARTS PER THIS VIEW.

FIG 12
-TR TAPE AND REEL VIEW
(DRAWING NOT DETAILED)

F:\DWG\MISC\MKTG\MMT-1XX-XX-XX-XXX-X-XX-MKT.SLDDRW

* PROPRIETARY NOTE *
THIS DOCUMENT CONTAINS CONFIDENTIAL AND PROPRIETARY INFORMATION AND ALL DESIGN, MANUFACTURING, REPRODUCTION, USE, PATENT RIGHTS AND SALES RIGHTS ARE EXPRESSLY RESERVED BY SAMTEC, INC. THIS DOCUMENT SHALL NOT BE DISCLOSED, IN WHOLE OR PART, TO ANY UNAUTHORIZED PERSON OR ENTITY NOR REPRODUCED, TRANSFERRED OR INCORPORATED IN ANY OTHER PROJECT IN ANY MANNER WITHOUT THE EXPRESS WRITTEN CONSENT OF SAMTEC, INC.

DO NOT SCALE DRAWING

SHEET SCALE: 2:1



520 PARK EAST BLVD, NEW ALBANY, IN 47150
PHONE: 812-944-6733 FAX: 812-948-5047
e-Mail info@SMATEC.com code 55322

DESCRIPTION:
2mm HORIZONTAL TERMINAL SURFACE MOUNT STRIP ASSEM

DWG. NO.
MMT-1XX-XX-XX-XX-XXX-X-XX

BY: DEAN P 12/12/2000 SHEET 5 OF 6

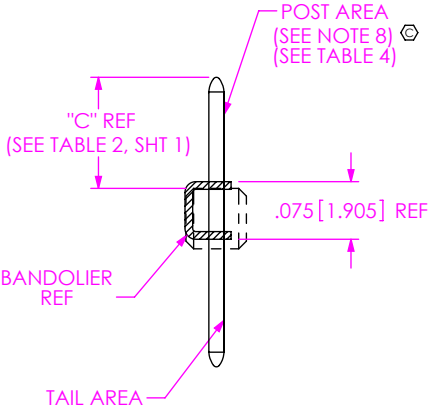
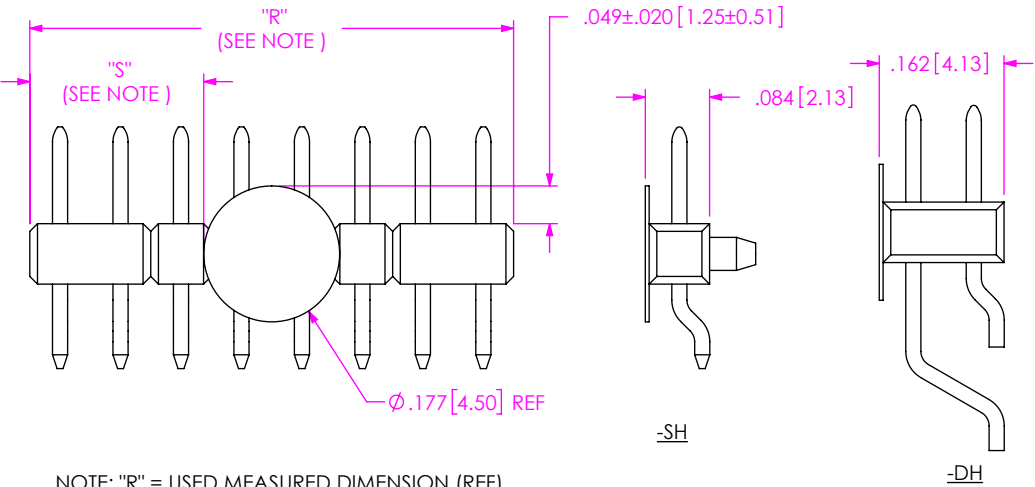


FIG 13
-T PLATING ONLY

TABLE 4		
	NUMBER OF BAND MARKS ALLOWED IN THE POST	
LEAD STYLE	PIN A	PIN B
-01-SH	0	N/A
-01-DH	0	0
-01-MT	0	0
-02-MT	0	0
-02-SH	0	N/A
-02-DH	0	0



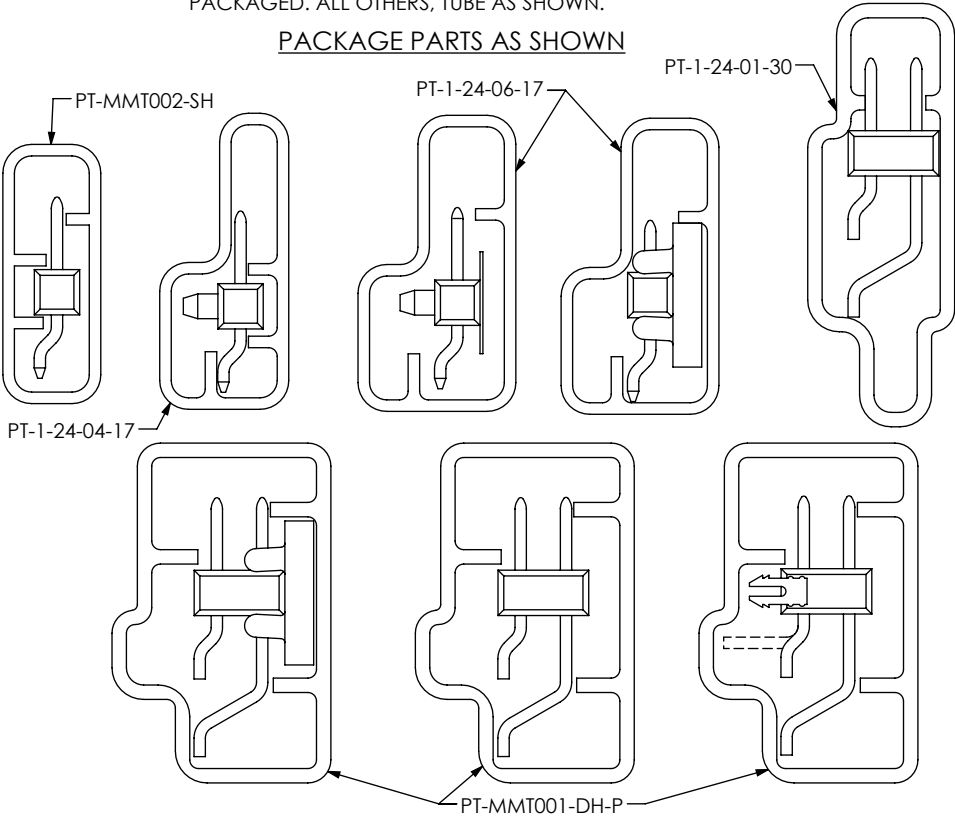
NOTE: "R" = USED MEASURED DIMENSION (REF)
"S" = {("R" - .177 [4.50]) / 2} ±.020 [0.51]

FIG 14
-K: POLYIMIDE FILM PAD

TABLE 3		
OPTION	PACKAGING TUBE	PLUG (2 EA)
-SH	PT-MMT002-SH	TP-33
-SH-A, -SH-LC	PT-1-24-04-17	TP-12
-SH-A-P, -SH-LC-P, -SH-P, -SH-A-K	PT-1-24-06-17	TP-24
-01-DH, -01-DH-A, -01-DH-LC, -01 MT	PT-MMT001-DH-P	TP-03
-DH-A, -DH-LC, 02-DH		
-MT-P, -02-DH-K, -01-MT-K -02-MT-K		
-DH-P, -DH-A-P, -DH-LC-P, -02-MT, -DH-A-K		
-01-DH-K, -01-DH-LC-K	PT-MMT002-SH	TP-33
-01-SH-K		
-02-SH-K	PT-1-24-01-30	TP-03
MMT-104-01-X-DH		

NOTES:
LOAD ALL PARTS (EXCEPT THOSE WITH -SH OPTION) POS 1 FIRST IN SAME DIRECTION AS ARROW.
FOR 2 & 3 POSITIONS, TUBE PACKAGING ONLY AVAILABLE WITH -P OPTION. 2 & 3 POSITIONS WITHOUT -P OPTIONS MUST BE LAYER PACKAGED. ALL OTHERS, TUBE AS SHOWN.

PACKAGE PARTS AS SHOWN



PROPRIETARY NOTE
THIS DOCUMENT CONTAINS CONFIDENTIAL AND PROPRIETARY INFORMATION AND ALL DESIGN, MANUFACTURING, REPRODUCTION, USE, PATENT RIGHTS AND SALES RIGHTS ARE EXPRESSLY RESERVED BY SAMTEC, INC. THIS DOCUMENT SHALL NOT BE DISCLOSED, IN WHOLE OR PART, TO ANY UNAUTHORIZED PERSON OR ENTITY NOR REPRODUCED, TRANSFERRED OR INCORPORATED IN ANY OTHER PROJECT IN ANY MANNER WITHOUT THE EXPRESS WRITTEN CONSENT OF SAMTEC, INC.

DO NOT SCALE DRAWING
SHEET SCALE: 2:1



520 PARK EAST BLVD, NEW ALBANY, IN 47150
PHONE: 812-944-6733 FAX: 812-948-5047
e-Mail info@SMATEC.com code 55322

DESCRIPTION:
2mm HORIZONTAL TERMINAL SURFACE MOUNT STRIP ASSEM
DWG. NO.
MMT-1XX-XX-XX-XX-XX-XXX-X-XX
BY: DEAN P 12/12/2000 SHEET 6 OF 6