

SUMMARY

Wires

| | |
|---------|---|
| Low | 4 |
| High | 0 |
| Coax | 0 |
| Triax | 0 |
| Quad | 0 |
| Fiber | 0 |
| Fluidic | 0 |

| | |
|------------------|----------------|
| Series | 2B |
| Termination type | Male solder |
| IP rating | 50 |
| Cable Ø | 5.30 - 6.20 mm |
| Matching parts | EGG.2B.304.CLL |
| Status | active |
| Alternative part | |



Image is for illustrative purpose only

Download

[Request a quote](#)

[Catalog](#)

[See video assembly instructions](#)

TECHNICAL DETAILS

Mechanics

| | |
|-------------------|---|
| Shell Style/Model | FG*: Straight plug, cable collet |
| Keying | 1 key (alpha=0, plug: male contacts, receptacle: female contacts) |
| Housing Material | Brass (chrome plated) shell and collet nut, nickel plated brass latch sleeve and mid pieces |
| Cable Fixing | D62: 5.3 - 6.2 mm |
| Variant | |
| Weight | 28.80 g |

Performance

| | |
|---------------|--|
| Configuration | 2B.304 : 4 Low Voltage |
| Insulator | L: PEEK (UL 94 / V-0/3.2, depends on material thickness) |
| Rated Current | 15 Amps |

Specifications

| |
|--------------------------------|
| Contact Type: Solder |
| Max. Matings: 5000 |
| Contact Dia.: 1.3 mm (0.051in) |

LEMO products and services are provided "as is". LEMO makes no warranties or representations with regard to LEMO product & services or use of them, express, implied or statutory, including for accuracy, completeness, or security. The user is fully responsible for his products and applications using LEMO components.

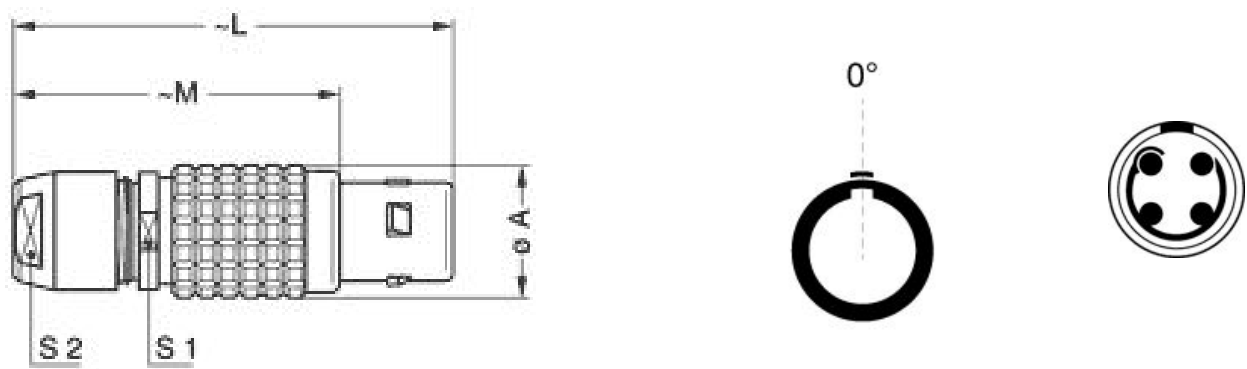
Bucket Dia.: 1 mm (0.039in)
 Max. Solid Conductor: 0.5 mm² (AWG 20)
 Max. Stranded Conductor: 0.5 mm² (AWG 20)
 R (max): 3.6 mOhm
 Vtest (contact-shell): 1850 V (AC), 2600 V (DC)
 Vtest (contact-contact): 1850 V (AC), 2600 V (DC)

Others

Temp (min / max): -55°C / +250°C
 Humidity (max): <=95% [at 60 deg C / 140 F]
 Vibration: 15 g [10 Hz - 2000 Hz]
 Shock Resistance: 100 g [6 ms]
 Salt Spray Corrosion: >1000 hr
 Climatical Category: 50/175/21
 Shielding (min): 75 dB (10 MHz)
 Shielding (min): 40 dB (1 GHz)
 IP Rating: 50

DRAWINGS

Draws



Dimensions

| | A | L | M | S1 | S2 |
|-----|------|------|------|------|------|
| mm. | 15 | 50 | 38 | 13 | 12 |
| in. | 0,59 | 1,97 | 1,50 | 0,51 | 0,47 |









LEMO products and services are provided “as is”. LEMO makes no warranties or representations with regard to LEMO product & services or use of them, express, implied or statutory, including for accuracy, completeness, or security. The user is fully responsible for his products and applications using LEMO components.

RECOMMENDED BY LEMO

Tools

Spanner wrench: DCD.2B.025.PA120
Caps: BFG.2B.100.PCSG

Cables

| | | | |
|--------------------|---------------|-------|---|
| CMN.04.T20.053PGCE | PVC | GREY |  |
| CMN.04.T20.053PGZE | | Grey |  |
| CMN.04.T20.053PNCE | PVC | Black |  |
| CMN.04.T20.053PNZE | | |  |
| CMN.04.T20.053QGZE | TPR (medical) | Grey |  |
| 004 220 | PVC | Black |  |
| 104 200 | PVC | Black |  |
| 240 500 | PVC | Grey |  |

LEMO products and services are provided “as is”. LEMO makes no warranties or representations with regard to LEMO product & services or use of them, express, implied or statutory, including for accuracy, completeness, or security. The user is fully responsible for his products and applications using LEMO components.