

SUMMARY

Wires

Low	16
High	0
Coax	0
Triax	0
Quad	0
Fiber	0
Fluidic	0



Image is for illustrative purpose only

Download

[Request a quote](#)

[Catalog](#)

Series	1B
Termination type	Female solder
IP rating	68
Cable Ø	0.00 - 0.00 mm
Matching parts	FGG.1B.316.CLAD42Z
Status	active
Alternative part	

TECHNICAL DETAILS

Mechanics

Shell Style/Model	HE*: Fixed receptacle, nut fixing, watertight or vacuum-tight (back panel mounting)
Keying	1 key (alpha=0, plug: male contacts, receptacle: female contacts)
Housing Material	Brass (chrome plated) shell and collet nut, nickel plated brass latch sleeve and mid pieces
Cable Fixing	∅ 0 - 0 mm
Variant	PV : Watertight / Vacuum-tested
Weight	13.27 g

Performance

Configuration	1B.316 : 16 Low Voltage
Insulator	L: PEEK (UL 94 / V-0/3.2, depends on material thickness)
Rated Current	1.5 Amps

Specifications

Contact Type: Solder
Max. Matings: 3000

LEMO products and services are provided "as is". LEMO makes no warranties or representations with regard to LEMO product & services or use of them, express, implied or statutory, including for accuracy, completeness, or security. The user is fully responsible for his products and applications using LEMO components.

Contact Dia.: 0.5 mm (0.02in)
Bucket Dia.: 0.45 mm (0.018in)
Max. Solid Conductor: 0.09 mm² (AWG 28)
Max. Stranded Conductor: 0.09 mm² (AWG 28)
R (max): 8.7 mOhm
Vtest (contact-shell): 1250 V (AC), 1770 V (DC)
Vtest (contact-contact): 800 V (AC), 1130 V (DC)

Others

Temp (min / max): -20° C / +80° C
Humidity (max): <=95% [at 60 deg C / 140 F]
Vibration: 15 g [10 Hz - 2000 Hz]
Shock Resistance: 100 g [6 ms]
Salt Spray Corrosion: >144 hr
Climatical Category: 20/80/21
Shielding (min): 75 dB (10 MHz)
Shielding (min): 40 dB (1 GHz)
R leak (He) (max): 0.0000001 mbar*l/s (if vacuum-tested)
Pressure: 60 bars
IP Rating: 68

DRAWINGS

Draws



Dimensions

	A	B	E	L	M	P	S1	e
mm.	16	18	5.5	26.6	3.5	11.0	10.5	M12x1.0
in.	0,63	0,71	0,22	1,05	0,14	0,43	0,41	








LEMO products and services are provided “as is”. LEMO makes no warranties or representations with regard to LEMO product & services or use of them, express, implied or statutory, including for accuracy, completeness, or security. The user is fully responsible for his products and applications using LEMO components.

RECOMMENDED BY LEMO

Tools

None

Cables

CMN.16.B22.084PG3Z		Grey	
CMN.16.T28.059PGCE	PVC	GREY	
CMN.16.T28.059PGZE		Grey	
CMN.16.T28.059PNCE	PVC	Black	
CMN.16.T28.059PNZE			
CMN.16.T28.070NNZZ			
CMN.16.T30.047QGZE	TPR (medical)	Grey	
016 050	PVC	Black	
116 080	PUR	Black	
116 280	PVC	Black	

LEMO products and services are provided “as is”. LEMO makes no warranties or representations with regard to LEMO product & services or use of them, express, implied or statutory, including for accuracy, completeness, or security. The user is fully responsible for his products and applications using LEMO components.