

## SUMMARY

### # Wires

Low	7
High	0
Coax	0
Triax	0
Quad	0
Fiber	0
Fluidic	0



*Image is for illustrative purpose only*

### Download

[Request a quote](#)

[Catalog](#)

Series	0T
Termination type	Female solder
IP rating	68
Cable Ø	0.00 - 0.00 mm
Matching parts	FGG.0T.307.CLAC50
Status	active
Alternative part	

## TECHNICAL DETAILS

### Mechanics

Shell Style/Model	HG*: Fixed socket, nut fixing, watertight or vacuumtight
Keying	1 key (alpha=0, plug: male contacts, receptacle: female contacts)
Housing Material	Brass (chrome plated) shell and collet nut, nickel plated brass latch sleeve and mid pieces
Cable Fixing	Ø 0 - 0 mm
Variant	P : Watertight
Weight	4.63 g

### Performance

Configuration	T.307 : 7 Low Voltage
Insulator	
Rated Current	2.5 Amps

### Specifications

Contact Type: Solder
Max. Matings: 3000
Contact Dia.: 0.5 mm (0.02in)

LEMO products and services are provided "as is". LEMO makes no warranties or representations with regard to LEMO product & services or use of them, express, implied or statutory, including for accuracy, completeness, or security. The user is fully responsible for his products and applications using LEMO components.

Bucket Dia.: 0.45 mm (0.018in)  
 Max. Solid Conductor: 0.09 mm<sup>2</sup> (AWG 28)  
 Max. Stranded Conductor: 0.09 mm<sup>2</sup> (AWG 28)  
 R (max): 8.7 mOhm  
 Vtest: 700 V (DC)500 V (AC)

Others

Temp (min / max): -55°C / +200°C  
 Humidity (max): <=95% [at 60 deg C /140 F]  
 Vibration: 15 g [10 Hz - 2000 Hz]  
 Shock Resistance: 100 g [ 6 ms]  
 Salt Spray Corrosion: >144 hr  
 Climatical Category: 50/175/21  
 Shielding (min): 75 dB (10 MHz)  
 Shielding (min): 40 dB (1 GHz)  
 IP Rating: 68

DRAWINGS

Draws



Dimensions

	A	B	C	E	L	M	N	e
mm.	12	8.3	9.1	6.5	22	1.5	18.5	M9x0.6
in.	0,47	0,33	0,36	0,26	0,87	0,06	0,73	








RECOMMENDED BY LEMO

LEMO products and services are provided “as is”. LEMO makes no warranties or representations with regard to LEMO product & services or use of them, express, implied or statutory, including for accuracy, completeness, or security. The user is fully responsible for his products and applications using LEMO components.

Tools

None

Cables

CMN.07.S34.027JGC			
CMN.07.T28.044PGCE	PVC	GREY	
CMN.07.T28.044PGZE		Grey	
CMN.07.T28.044PNCE	PVC	Black	
CMN.07.T28.044PNZE			
007 041	PVC	Grey	
007 050	PVC	Black	
717 920	PVC	Grey	
CTR.75.030.121875G	PVC	Grey	

LEMO products and services are provided “as is”. LEMO makes no warranties or representations with regard to LEMO product & services or use of them, express, implied or statutory, including for accuracy, completeness, or security. The user is fully responsible for his products and applications using LEMO components.