



ACP-12 SERIES

IP68 SEALED 12 mm CABLE ASSEMBLY

SPECIFICATIONS

For complete specifications see www.samtec.com?ACP-12

Insulator Material:

Thermoplastic

Terminal Material:

Brass

Contact Material:

Brass/BeCu

Plating:

Au over 50 μ " (1.27 μ m) Ni

Operating Temp Range:

-40 °C to +80 °C

Housing:

-P: Black Nylon

-M: Zinc Alloy

Cable Jacket:

TPU

RoHS Compliant:

Yes

Mates with:

ACR-12, ACRK-12



Solutionator
DESIGN IN A MINUTE

- Easy sealed cable solutions
- Build a standard or flexible custom online
- Calculate performance, current rating, voltage drop
- Live chat with AccliMate™ engineers for custom options
- Variety of shells, pin sizes, signal, power, I/O interfaces
- Assembly and field kits available



Tested to IP68 for dust & water

Choice of terminals or sockets

ALSO AVAILABLE (MOQ Required)

- Other assembly lengths

CURRENT RATING		
LEAD STYLE	PINS POWERED	CCC per PIN
-01	4	3.8 A
-02	5	3.6 A
-05	2 (plus 4 signal pins powered @ 1.2 A)	5.0 A

For general reference only. See www.samtec.com?ACP-12 for complete test data or contact AccliMate@samtec.com for applications requiring higher current carrying capacity.

DUST CAPS

- DCA-ACP-12-M-X (Metal)
- DCA-ACP-12-P-X (Plastic)



- Visit sealedio.samtec.com for a complete list of sealed systems

ACP-12-LEAD STYLE-PLATING-LENGTH-END 1-END 2-HOUSING-KEYING OPTIONS

-01

= 1.0 mm DIA (4) terminals or sockets (24 AWG)

-02

= 1.0 mm DIA (5) terminals or sockets (24 AWG)

-05

= 1.0 mm DIA (2) terminals or sockets (24 AWG) + 0.5 mm DIA (4) terminals or sockets (28 AWG)

-G

= 10 μ " (0.25 μ m) Gold over 50 μ " (1.27 μ m) Ni on contact

-“XX.XX”

= Length in meters (00.25 m min. to 50.00 m max.) Standard lengths

-T

= Terminal
-S = Socket (N/A with End 2 -T)

-T

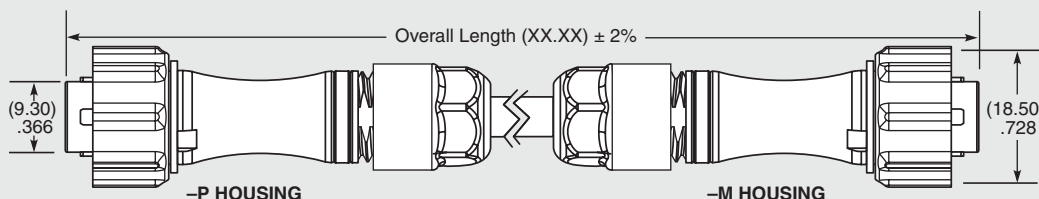
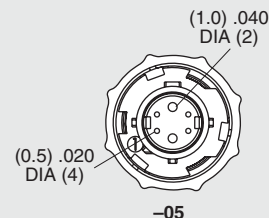
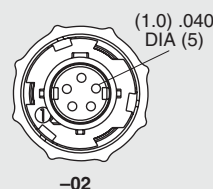
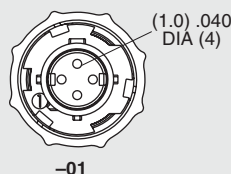
= Terminal
-S = Socket
-BC = Blunt Cut

-P

= Plastic
-M = Metal

-1

= Orange, 45°



Note: Some lengths, styles and options are non-standard, non-returnable.

Due to technical progress, all designs, specifications and components are subject to change without notice.

WWW.SAMTEC.COM

All parts within this catalog are built to Samtec's specifications.

Customer specific requirements must be approved by Samtec and identified in a Samtec customer-specific drawing to apply.