

SUMMARY

Wires

Low	16
High	0
Coax	0
Triax	0
Quad	0
Fiber	0
Fluidic	0

Series	2B
Termination type	Female solder
IP rating	50
Cable Ø	0.00 - 0.00 mm
Matching parts	FGG.2B.316.KLAD52Z
Status	active
Alternative part	



Image is for illustrative purpose only

Download

[Request a quote](#)

[Catalog](#)

TECHNICAL DETAILS

Mechanics

Shell Style/Model	EG*: Fixed receptacle, nut fixing
Keying	1 key (alpha=0, plug: male contacts, receptacle: female contacts)
Housing Material	Brass (black chrome) shell and collet nut, nickel plated brass latch sleeve and mid pieces
Cable Fixing	∅ 0 - 0 mm
Variant	
Weight	15.36 g

Performance

Configuration	2B.316 : 16 Low Voltage
Insulator	L: PEEK (UL 94 / V-0/3.2, depends on material thickness)
Rated Current	6 Amps

Specifications

Contact Type: Solder
Max. Matings: 5000
Contact Dia.: 0.7 mm (0.028in)

LEMO products and services are provided "as is". LEMO makes no warranties or representations with regard to LEMO product & services or use of them, express, implied or statutory, including for accuracy, completeness, or security. The user is fully responsible for his products and applications using LEMO components.

Bucket Dia.: 0.8 mm (0.031in)
 Max. Solid Conductor: 0.34 mm² (AWG 22)
 Max. Stranded Conductor: 0.34 mm² (AWG 22)
 R (max): 6.1 mOhm
 Vtest (contact-shell): 1250 V (AC), 1770 V (DC)
 Vtest (contact-contact): 950 V (AC), 1340 V (DC)

Others

Temp (min / max): -55°C / +250°C
 Humidity (max): <=95% [at 60 deg C / 140 F]
 Vibration: 15 g [10 Hz - 2000 Hz]
 Shock Resistance: 100 g [6 ms]
 Salt Spray Corrosion: >1000 hr
 Climatical Category: 50/175/21
 Shielding (min): 75 dB (10 MHz)
 Shielding (min): 40 dB (1 GHz)
 IP Rating: 50

DRAWINGS

Draws



Dimensions

	A	B	E	L	M	N	S1	S3	e
mm.	18	19.5	8.5	26.7	1.8	24.6	13.5	17	M15x1.0
in.	0,71	0,77	0,33	1,05	0,07	0,97	0,53	0,67	





















LEMO products and services are provided “as is”. LEMO makes no warranties or representations with regard to LEMO product & services or use of them, express, implied or statutory, including for accuracy, completeness, or security. The user is fully responsible for his products and applications using LEMO components.

RECOMMENDED BY LEMO

Tools

None

Cables

CMN.16.B22.084PG3Z		Grey	
CMN.16.T22.076QGZE	TPR (medical)	Grey	
CMN.16.T22.077PGCE	PVC	GREY	
CMN.16.T22.077PGZE		Grey	
CMN.16.T22.077PNCE	PVC	Black	
CMN.16.T22.077PNZE			
CMN.16.T22.079PGCE	PVC	GREY	
CMN.16.T22.079PGZE		Grey	
CMN.16.T22.079PNCE	PVC	Black	
CMN.16.T22.079PNZE			
CMN.16.T28.059PGCE	PVC	GREY	
CMN.16.T28.059PGZE		Grey	
CMN.16.T28.059PNCE	PVC	Black	
CMN.16.T28.059PNZE			
CMN.16.T28.070NNZZ			
CMN.16.T30.047QGZE	TPR (medical)	Grey	
016 050	PVC	Black	
116 080	PUR	Black	
116 280	PVC	Black	
216 220	PVC	Black	
216 240	PVC	Black	
216 260	PVC	Black	
316 250	PVC	Grey	

LEMO products and services are provided "as is". LEMO makes no warranties or representations with regard to LEMO product & services or use of them, express, implied or statutory, including for accuracy, completeness, or security. The user is fully responsible for his products and applications using LEMO components.